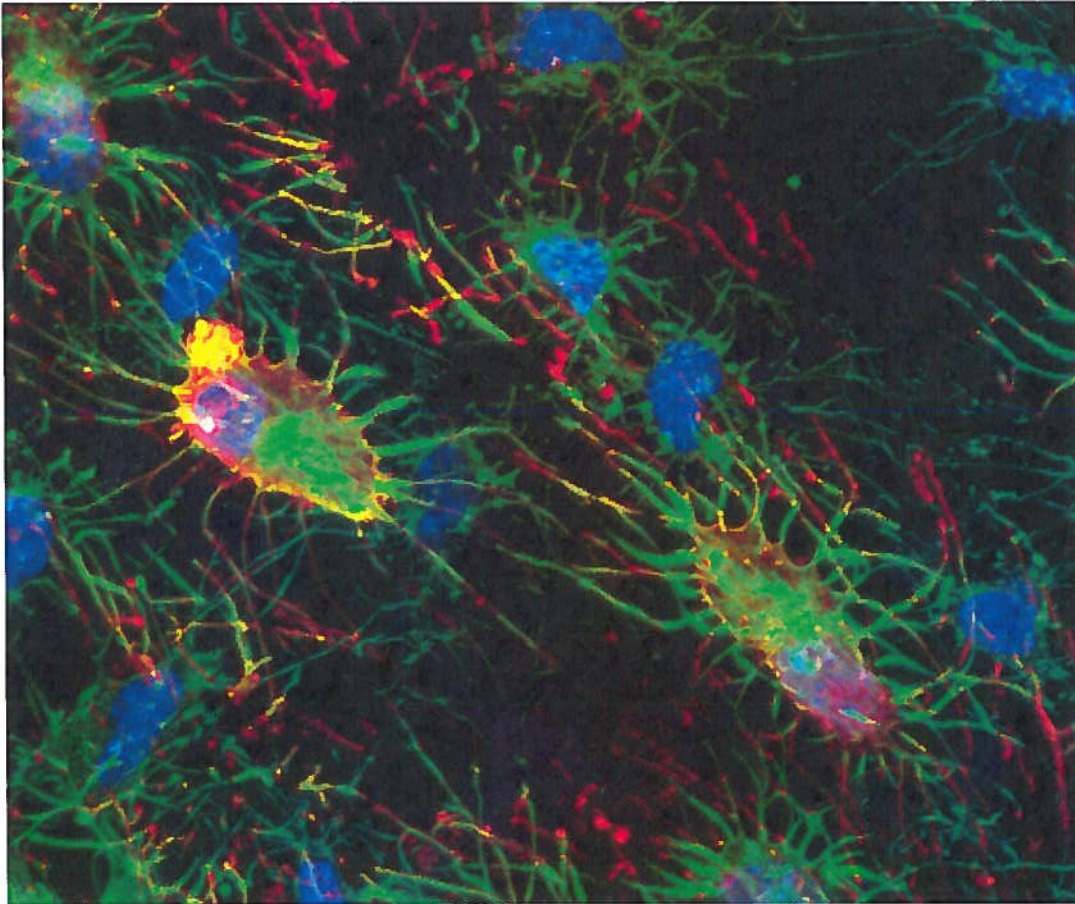




UNIVERSITY OF MISSOURI-KANSAS CITY



Office of Research Services
Annual Report
Fiscal Year (FY) 2010 and 2009

University of Missouri – Kansas City
Office of Research Services
5100 Rockhill Road
Kansas City, MO 4110
816.235.5600
<http://ors.umkc.edu/>

Overview - Extramural Awards Summary

This report is a much abbreviated annual report, submitted to cover Fiscal Years 09 and 10. The awarded amounts will not look familiar from previous reports because they have all been adjusted, removing student financial aid from the reported totals.

UMKC continues to increase, 18.6% over five years, the research and sponsored project funding to support the varied scholarly activities of the faculty and staff. The number of funded awards, i.e. grants, contracts, cooperative agreements, also continues to increase.

Over 70% of the total funding comes from federal sources, either directly or through sub-awards from other Universities and Institutes, NIH continues to be the largest component of that sector.

The funding numbers listed under Research, i.e. Office of Research Services, represents the grants and awards for the Innovation Center, and the ATTC Regional and National Offices, and Mo Enterprise and Mid-America Trade Adjustment Center (TAAC). The ATTC Offices have been relocated to the Institute for Human Development and will in future years be reported with them. MO Enterprise grant was completed and closed. The TAAC received reduced funding and was transferred to UM-Columbia.

Our next Annual Report will be more detailed and comprehensive.

University of Missouri - Kansas City

Office of Research Services

Funding Comparison

Fiscal Year	Award Total	No. of Awards
FY10	\$ 40,501,940	290
FY09	\$ 35,553,024	252
FY08	\$ 38,102,611	264 *
FY07	\$ 31,192,748	232
FY06	\$ 34,138,445	239

* This number is slightly higher than expected due to the continuing resolution delays in the federal budget. NIH awarded 2 awards for some of the projects in years 2-4 of their cycle. The first was at a reduced percentage and the second was an upward adjustment once the final appropriations were enacted.

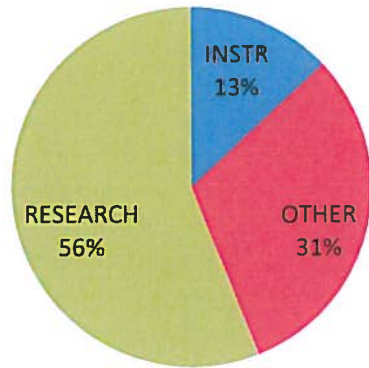
Fiscal Year 2010 Awards

Fiscal Year Summary

Distribution of New Awards by CSD (number & Dollar value)

Division	Department	Number of Awards	Sum of Amount
College of Arts & Sciences	Arch & Urban Planning & Design	2	\$27,506.00
	Chemistry	5	\$663,977.50
	Criminal Justice & Criminology	1	\$17,679.46
	Economics	4	\$300,458.
	English Language & Literature	4	\$93,802.00
	Geosciences	2	\$115,956.00
	History	1	\$160,000.00
	Mathematics	2	\$31,728.00
	New Letters	4	\$121,347.00
	Physics	10	\$1,258,292.00
	Psychology	6	\$821,730.00
Sociology	1	\$15,000.00	
College of Arts & Sciences Total		42	\$3,627,474.97
Institute for Human Dev Total		52	\$7,196,437.88
Libraries Total		2	\$23,250.05
Radio Station Total		6	\$1,136,649.28
Research Total		12	\$3,510,607.36
School of Biological Sciences Total		23	\$3,252,336.00
School of Business & Pub Admin Total		1	\$23,674.00
School of Computing & Engr Total		24	\$1,368,492.45
School of Dentistry Total		26	\$4,066,876.87
School of Education Total		24	\$3,325,398.91
School of Medicine Total		47	\$7,455,811.63
School of Nursing Total		10	\$1,335,140.00
School of Pharmacy Total		18	\$3,469,186.26
Vice Chancellor Student Affrs Total		3	\$710,605.00
Total		290	\$40,501,940.66

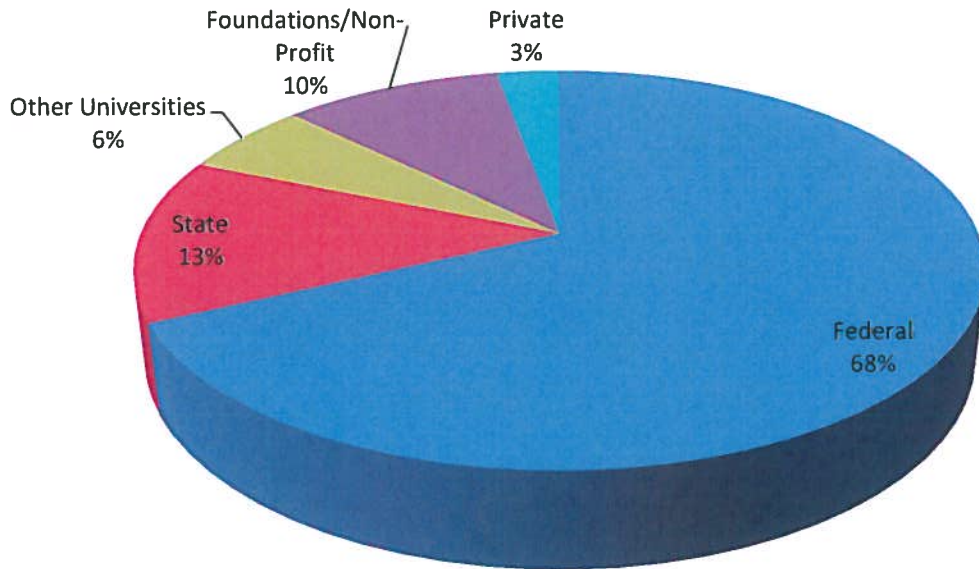
FY2010 Awards by Purpose



FY10 by Purpose

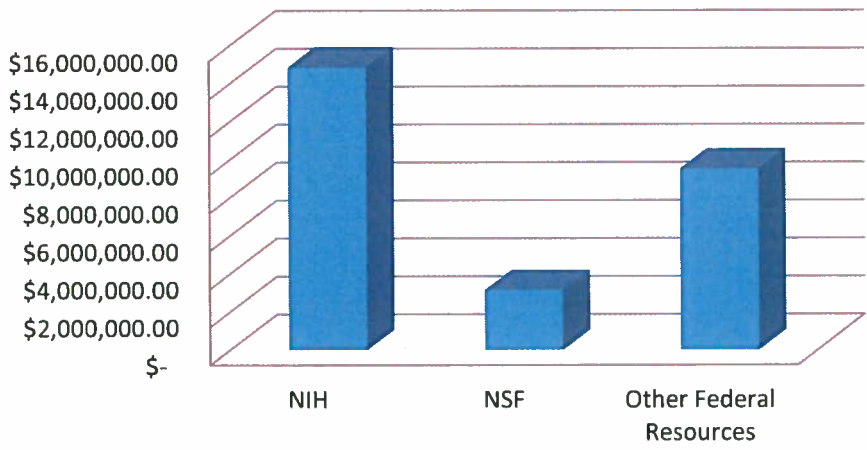
INSTR	\$	5,290,327.00
OTHER	\$	12,512,664.00
RESEARCH	\$	22,698,949.00
	\$	40,501,940.00

FY10 Summary of Awards by Type



Type	Total
Federal	\$ 27,533,936.17
State	\$ 5,383,870.42
Other Universities	\$ 2,429,572.63
Foundations/Non-Profit	\$ 4,012,650.44
Private	\$ 1,141,911.00
	\$ 40,501,940.66

FY10 Federal Agency Awards



Resource	Amount
NIH	\$ 14,881,391.13
NSF	\$ 3,134,362.00
Other Federal Resources	\$ 9,518,183.04
	\$ 27,533,936.17

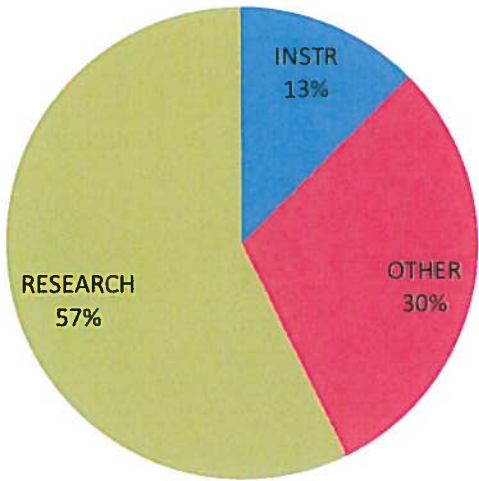
Fiscal Year 2009 Awards

Fiscal Year Summary

Distribution of New Awards by CSD (number & Dollar value)

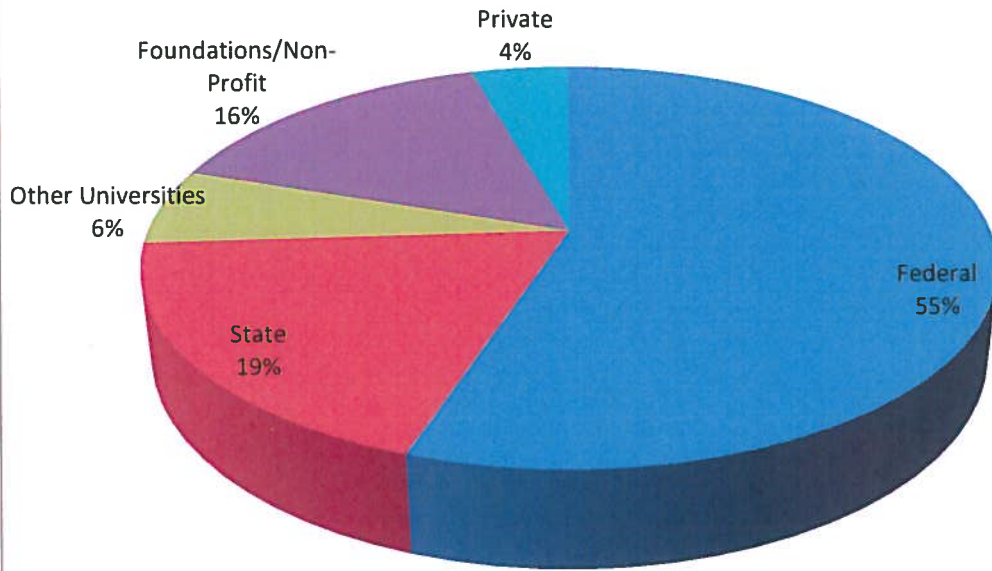
Division	Department	Number of Awards	Sum of Amount
College of Arts & Sciences	Arch & Urban Planning & Design	1	\$7,999.00
	Chemistry	4	\$554,626.25
	Criminal Justice & Criminology	2	\$41,191.40
	Dean of Arts & Sciences	5	\$242,600.40
	Economics	4	\$184,400.13
	English Language & Literature	3	\$54,500.00
	Geosciences	5	\$621,365.00
	History	1	\$8,981.00
	Mathematics	2	\$13,299.84
	New Letters	3	\$298,937.00
	Physics	7	\$644,254.00
	Psychology	8	\$514,114.00
Social Work	3	\$273,344.56	
College of A& S Total		44	\$3,473,132.02
Diversity Total		1	\$46,360.00
Institute for Human Dev Total		41	\$5,546,028.00
Libraries Total		1	\$6,000.00
Radio Station Total		4	\$352,638.12
Research Total		6	\$2,733,611.37
School of Biological Sciences Total		16	\$2,793,905.00
School of Business & Pub Admin Total		1	\$24,142.00
School of Computing & Engr Total		16	\$1,714,897.00
School of Dentistry Total		34	\$5,841,943.60
School of Education Total		32	\$3,921,660.40
School of Medicine Total		29	\$3,649,957.70
School of Nursing Total		11	\$2,499,636.80
School of Pharmacy Total		10	\$2,830,609.00
Vice Chancellor Student Affrs Total		1	\$118,502.76
Total		252	35,553,023.95

FY09 by Purpose



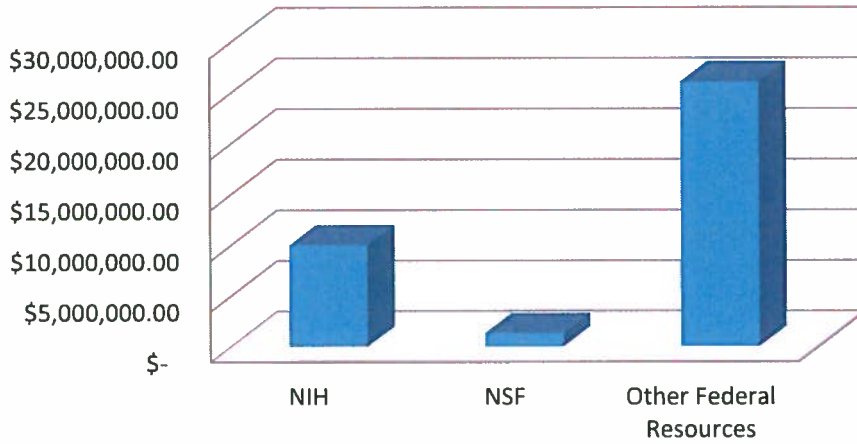
FY09 by Purpose	
INSTR	\$ 4,468,795.75
OTHER	\$ 10,738,916.97
RESEARCH	\$ 20,345,311.23
	<hr/>
	\$ 35,553,023.95

FY09 Summary of Awards by Type



Type	Total
Federal	\$ 19,627,316.50
State	\$ 6,705,359.29
Other Universities	\$ 2,167,439.00
Foundations/Non-Profit	\$ 5,501,104.32
Private	\$ 1,551,804.84
	\$ 35,553,023.95

FY09 Federal Agency Awards



Resource	Amount
NIH	\$10,027,841.00
NSF	\$ 1,306,813.00
Other Federal Resources	\$26,169,819.50
	\$37,504,473.50

