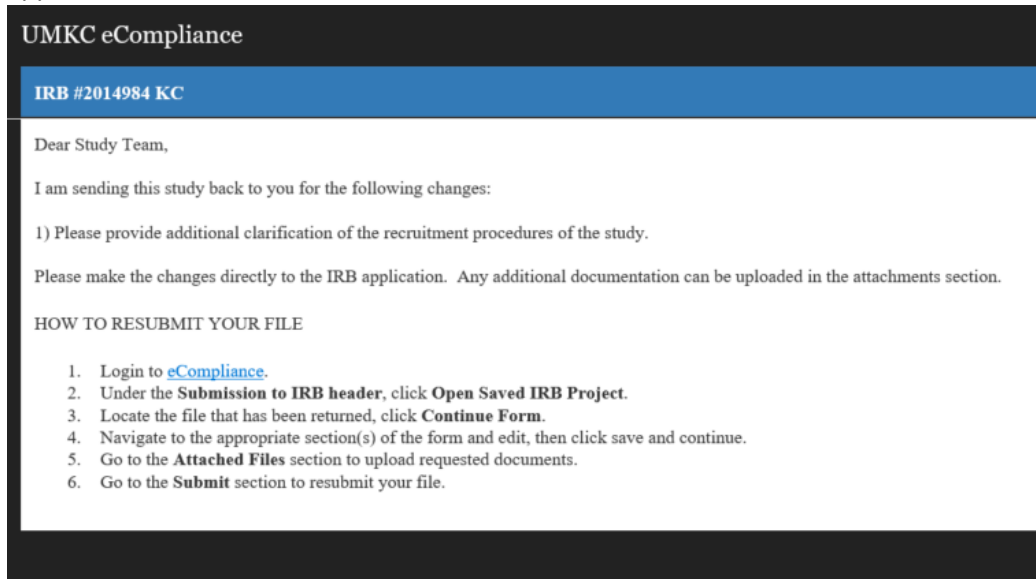
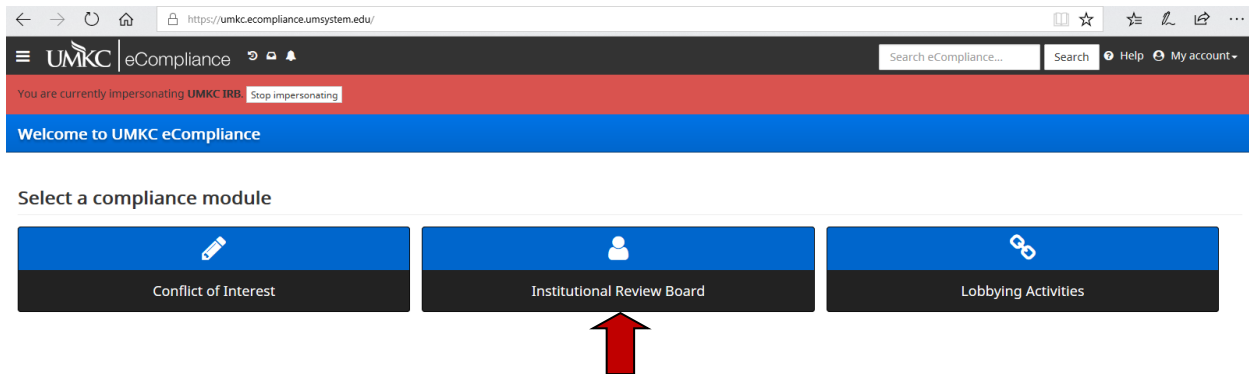


Processing through a submitted application

1. You will receive an email from the system notifying you of requested changes to your IRB application



2. Log into eCompliance, <https://umkc.ecompliance.umsystem.edu/login>
3. Click on Institutional Review Board



4. Under "Submission to the IRB" click on "Open saved IRB Project".

The screenshot shows the UMKC eCompliance website interface. At the top, there is a navigation bar with the UMKC logo and 'eCompliance' text. Below this is a red banner indicating the user is impersonating 'UMKC IRB'. The main content area is titled 'Institutional Review Board' and contains several menu items. A red arrow points to the 'Open saved IRB project' option under the 'Submission to IRB' section.

https://umkc.ecompliance.umsystem.edu/irb

UMKC eCompliance

You are currently impersonating **UMKC IRB**. Stop impersonating

Institutional Review Board

IRB

NOTICE: The UMKC IRB module is under construction. Please do not use unless authorized. If you have questions contact the IRB at umkcirb@umkc.edu. Thank you.

Prerequisites

- Take IRB training
- Advisor approval
- PI assurance
- My personal information
- Upload CV/CTTI training certificate

Submission to IRB

- IRB forms
- Open saved IRB project
- Document storage
- Check project status

View Approved/Archived Projects

- View all my approved IRB projects
- View all my uploaded documents

Researcher resources

UMKC eCompliance © 2019 Curators of the University of Missouri. All rights reserved.

5. This page lists all open IRB projects and what stage of the IRB approval process they are in.

The screenshot shows the 'My saved IRB projects' page on the UMKC eCompliance website. It features a table with columns for Project number, Project title, Review ID, Form, Status, Started, and Submission date. The table lists five projects with their respective details and a 'Continue form' button for each.

https://umkc.ecompliance.umsystem.edu/my/irb/reviews

UMKC eCompliance

You are currently impersonating **UMKC IRB**. Stop impersonating

Institutional Review Board

IRB / My saved IRB projects

My saved IRB projects

You can sort these reviews by clicking on the header of each column.

Project number	Project title	Review ID	Form	Status	Started	Submission date	
2015044	Study Title	248729	IRB Application	Pending Submission Prerequisites	05/20/2019	05/20/2019	Continue form
2014576		247555	Human Subjects Research Determination Form	Returned	04/18/2019	04/18/2019	Continue form
2015049	test	248783	IRB Application	New	05/20/2019		Continue form
2014577-AA		247557	IRB Reliance Request Form	New	04/18/2019		Continue form
2014575		247554	IRB Application	New	04/18/2019		Continue form

1 to 5 of 5

UMKC eCompliance © 2019 Curators of the University of Missouri. All rights reserved.

6. If the study requires additional edits/modifications as requested by the IRB and/or compliance office you will receive an email notification identifying such. The study in question will show the status as “returned”. Click on “continue form” for the application you would like to edit and re-submit to the IRB.

https://umkc.compliance.umsystem.edu/my/irb/reviews

UMKC eCompliance

You are currently impersonating UMKC IRB. Stop impersonating

Institutional Review Board

IRB / My saved IRB projects

My saved IRB projects

You can sort these reviews by clicking on the header of each column.

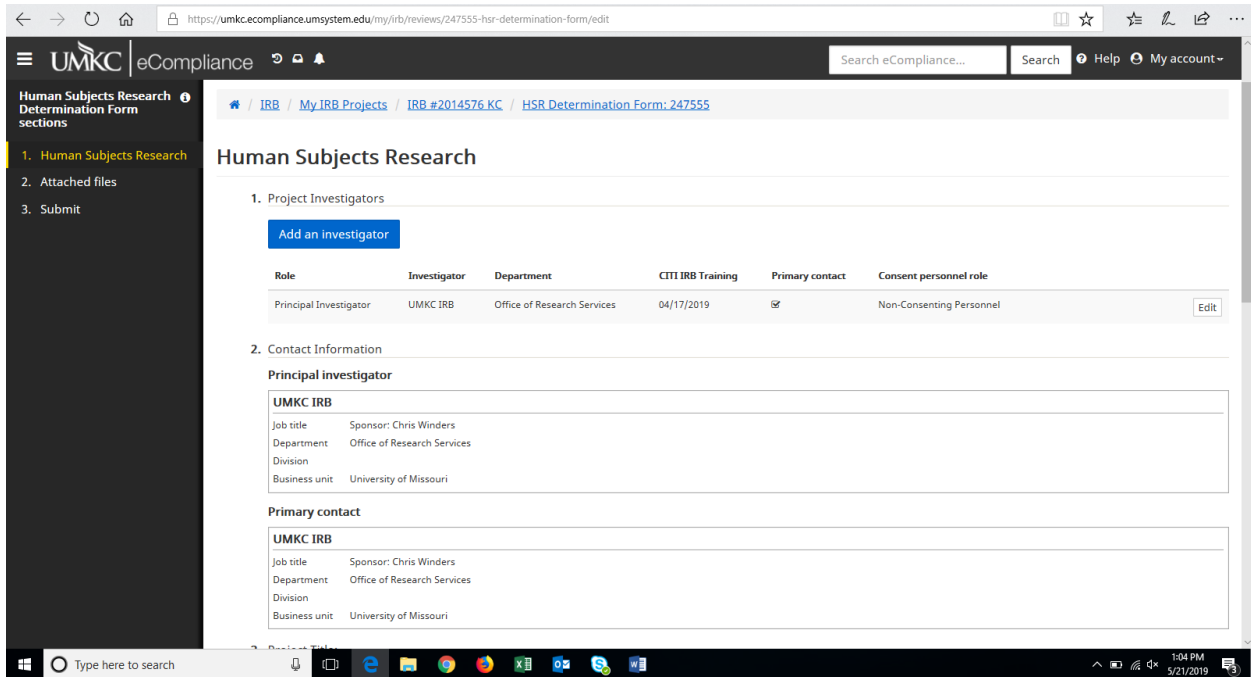
Project number	Project title	Review ID	Form	Status	Started	Submission date	
2015044	Study Title	248729	IRB Application	Pending Submission Prerequisites	05/20/2019	05/20/2019	Continue form
2014576		247555	Human Subjects Research Determination Form	Returned	04/18/2019	04/18/2019	Continue form
2015049	test	248783	IRB Application	New	05/20/2019		Continue form
2014577-AA		247557	IRB Reliance Request Form	New	04/18/2019		Continue form
2014575		247554	IRB Application	New	04/18/2019		Continue form

1 to 5 of 5

UMKC eCompliance © 2019 Curators of the University of Missouri. All rights reserved.

NB: this is the same process for any new study that has yet to be submitted to the IRB office. For example if you started an application and then returned at a later date to complete the application and submit to the IRB you would follow these steps, identify the study you want to continue working on and click “continue form”.

7. Clicking on “continue form” will take you back into the application for where you can complete/edit the form and the submit back to the IRB office.



8. Once you have made the requested changes, you will click on “Submit”

